

INSTRUCTION

BIOGENA ACADEMY WEBINARS


We are pleased that you have found an interest in our online training! You can view your booked webinar and related documents in your account under "MY WEBINARS". These instructions will help you to get to your webinar:

ON DEMAND WEBINARS


When you purchase an On Demand Webinar, the video and associated materials are available to you immediately. You can start learning directly after purchase. Each video can be viewed unlimited and indefinitely.

1. Please go to the Biogena Academy website www.biogena-academy.com and log in with your login data.

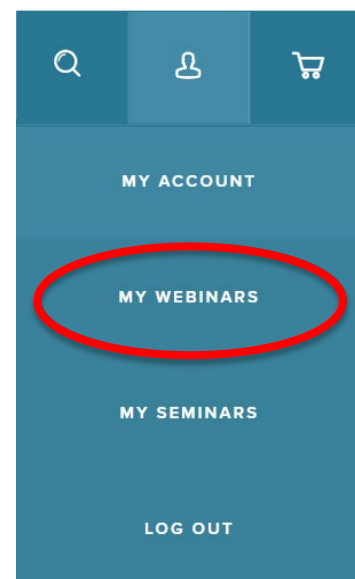
2. You will find the following buttons on the top right side of our website:



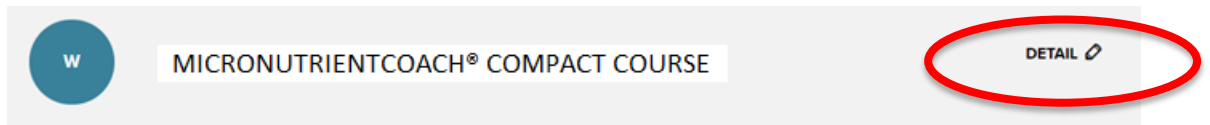
3. Please click the middle button, the menu will open:



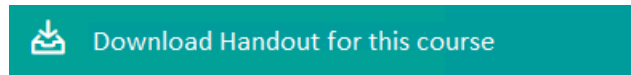
4. You can find your purchased online training under "MY WEBINARS". With a click on this button you will get to your webinars.



5. Please click "DETAIL" for the desired webinar:



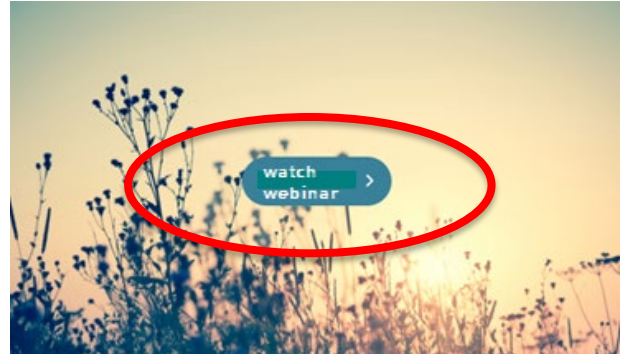
6. Now you are on the detail page of the selected webinar. Here you will find the handout for download



A short summary of the content, as well as the duration of the webinar and the name of the speaker can also be seen here.

7. Directly below the information you will find the cover image of the webinar in which the button "VIEW WEBINAR" is located in the center.

8. Please click "WATCH WEBINAR", the video will start automatically.



We wish you a fantastic time with our webinar!

If you need further support, we will be happy to help you at +43 (1) 522 41 82 1700.

Yours Biogena Academy